

WoodEvo.

Spring-Summer Magazine
2025-26

Wood. Evolved.

Contents

Your Guide to Premium Outdoor Solutions

04

The WoodEvo Story.

How it started and where we're going—from a bold idea to a growing brand shaping outdoor living. Take a look behind the scenes of WoodEvo's journey.

06

Our outdoor solutions for any home.

Take a look at the product that started WoodEvo. Our decking range is built for low maintenance and endless memories.

08

Our Cladding and Screening solutions.

Our CLADDING and BATTEN range was built to fill the gap in outdoor modifications.

10

Design Inspiration Gallery.

Take a look at our gallery of completed projects and what colour everyone is choosing.

26

When to look into upgrading your outdoor space?

As temps rise from August to September, so does the buzz around backyard projects. Find out why this season sets the stage for your outdoor upgrade.

28

Spring Cleaning Checklist.

Restore and refresh your space—spring cleaning tips for all WoodEvo exterior surfaces.

30

Ready to transform your space?


Loved what you've seen? Now it's time to order samples or find your closest store.

31

Get In Touch.

Want to ask our team for help? Check out which stores are closest to you.

Find articles to the most talked about questions when it comes to composite products, Project Showcase Images and find out the best tips and tricks from our WoodEvo Team.



The WoodEvo Story

WoodEvo's story began in 2021, in one of the most uncertain times in recent memory—the peak of the COVID-19 pandemic. While many businesses were closing their doors, we were just opening ours. What started as a small operation in a tight-knit office with a team of just three people quickly became something bigger than we could have imagined. With grit, vision, and a clear purpose, we set out to change the way Australians think about outdoor living—offering modern, low-maintenance, and affordable alternatives to traditional timber.

At the heart of our brand lies a simple but powerful mission: Wood. Evolved. This idea has guided us every step of the way. As our team grew and our operations expanded—through three headquarters—we've remained grounded in our commitment to innovation, durability, and value. We knew from the start that there was a better way to build beautiful outdoor spaces, and we've worked tirelessly to bring that vision to life.

To ensure we deliver not just quality, but excellence, all our products are engineered in Australia, with every step of the design and development process closely managed by our team. Production is carried out in world-class overseas facilities, built to meet our exact specifications. By combining their advanced manufacturing capabilities with our deep understanding of Australia's tough and varied climate, we've created a range of composite decking, cladding, and screening that's made to last. The result? Materials that offer the natural look of timber without the upkeep—so you can spend less time maintaining and more time enjoying your space.

Every WoodEvo product is built with both design and durability in mind. Whether you're a DIY enthusiast creating a backyard retreat or a professional installer working on your next big project, our solutions are tailored to be easy to work with, stylish, and built to last. Backed by robust warranties and engineered to withstand UV exposure, moisture, and wear, our products are a smart choice for Australian homes.

Now a team of 20 and still growing, we're proud of how far we've come—but we're even more excited for what's ahead. Our community of customers, tradies, retailers, and designers continues to expand, and their feedback inspires us to keep improving and evolving.

At WoodEvo, we're not just supplying materials—we're helping Australians build better, smarter, and more sustainable outdoor lifestyles. We look forward to welcoming you into the WoodEvo family.

Leanne Kelly
National Sales Manager


Leanne Kelly



Global GreenTag Certified
on HOME Decking Range
& CLADDING.



CodeMark Certified on
HOME & ADVANCED
Decking Range.



ADVANCED140 VICTORIAN MAPLE

CQ Constructions | Docklands

THE OUTDOOR EVOLUTION STARTS HERE

Your deck is just the beginning—discover how our versatile products unlock design potential across your entire backyard.

At WoodEvo, we know that a deck is more than just a structure—it's the foundation of your lifestyle outdoors. While our HOME and ADVANCED ranges were designed with premium decking in mind, we've seen customers and installers alike take these boards far beyond their original purpose, transforming them into truly dynamic elements of outdoor design.

When most people think of decking, they picture a standard platform outside the back door—a place to sip coffee, host barbecues, or soak up the afternoon sun. But at WoodEvo, we've seen decking go far beyond that. With our versatile HOME and ADVANCED ranges, your outdoor space isn't just something to maintain—it's something to transform.

Solutions for Any Home, Any Project

Our HOME and ADVANCED deck boards were engineered to withstand Australia's harshest conditions while offering timeless beauty. Whether you're building a cozy patio or a sprawling entertainment zone, these boards are the foundation for countless lifestyle upgrades.

Both ranges offer distinct advantages. The HOME range features a robust wood-plastic composite core with extra-thick capping for fade and scratch resistance, while the ADVANCED range is crafted from 100% wood-free foamed PVC for maximum durability, reduced heat retention, and premium slip ratings. This gives you performance you can count on—no matter your style or space.

Creative Installations That Inspire

Why stop at flooring? WoodEvo deck boards have become the go-to material for inventive outdoor solutions. We've seen talented installers use our boards to craft custom bench seats, deck-top storage boxes, and outdoor furniture that seamlessly match the surrounding aesthetic. Some have gone even

further, turning our decking into stylish side gates, durable front fencing, and even feature walls that elevate curb appeal.

It's this blend of strength and beauty that empowers professionals and DIYers to think more creatively. Because the same board used underfoot can also become the perfect backdrop, structure, or accent piece. The results? Outdoor zones that are as functional as they are beautiful—where every detail is considered, cohesive, and built to last.

For customers looking for inspiration, we encourage exploring real WoodEvo projects on our website and social media. You'll find endless ideas from innovative homeowners and skilled tradies who've pushed the boundaries of what decking can be.


One Board, Endless Possibilities

Whether you prefer the natural texture and superior slip rating of our HOME boards or the ultra-stable, wood-free resilience of our ADVANCED range, the design options are endless. With such versatility, you can create a unified look across your entire outdoor area—flooring, fixtures, and features included.

So, the next time you're planning your project, think beyond the deck. Ask: What else could this board become?

Because with WoodEvo, it's not just a deck—it's the beginning of your outdoor evolution.

“ A great outdoor space starts with the right foundation— WoodEvo boards give you the freedom to design beyond the expected, and build something truly your own. ”




A centerpiece worth gathering around—South Sea Carpentry integrates our ADVANCED boards in Antique Silver with a contemporary metal frame to create this stunning, all-weather outdoor table.

This custom daybed crafted by South Sea Carpentry uses our ADVANCED boards in Antique Silver for a sleek, low-maintenance retreat built to last.




Form meets function in this handcrafted outdoor bench seat by Raunik Industries, using our rich Teak-coloured HOME boards for a warm and welcoming finish.



Limitless Build transforms necessity into design with this clever pool pump screen and storage fence using our HOME boards in Hampton—proving practicality can still look premium.

Form meets function in every detail.

Perfect for privacy, light control, or visual interest—our battens deliver practicality with architectural elegance.



Add character to your outdoor areas with richly textured cladding and battens that's as beautiful as it is durable.

With bold Dark Grey Cladding by Infinity Outdoor Living, this outdoor area becomes the ultimate place to unwind and impress.

— Add architectural depth and visual interest with WoodEvo cladding and battens—designed to elevate exteriors and endure for years.

OUR CLADDING AND SCREENING SOLUTIONS

Form Meets Function: Elevate Your Exterior with WoodEvo Cladding and Battens.

Creating a striking outdoor space isn't just about what's underfoot anymore. With the evolution of WoodEvo's product offering, customers now have more freedom than ever to enhance their home's exterior walls, façades, and vertical features—thanks to the modern sophistication of our Cladding and Batten ranges.

These solutions work in harmony with any project, offering architectural flair with the same durability and low-maintenance benefits customers expect from WoodEvo. Whether you're chasing a sleek, contemporary look or a more natural, earthy feel, the possibilities are vast—and exciting. These products are designed not just to perform but to impress—making a lasting visual impact that elevates curb appeal and adds value to the home.

Cladding That Creates Impact

Our Cladding range brings depth, texture, and dimension to walls, feature panels, garden surrounds, and ceilings. It's a great way to add that 'wow' factor to a front entry, outdoor kitchen, or alfresco area. With its composite build, it offers excellent weather resistance and longevity while staying true to clean lines and aesthetic precision. Whether you're aiming for minimalist modern, industrial accents, or coastal warmth, the range fits seamlessly into your vision.

Thanks to simple fixing methods and lightweight profiles, even renovators and DIYers can get

creative with vertical installations. The Cladding range is a smart solution for updating tired facades or disguising utility walls—instantly refreshing the visual appeal of any exterior. Some customers have even used it indoors for feature walls and ceiling enhancements, blurring the line between interior and exterior design.

Battens That Make a Statement

Our Batten range opens the door to creative expression with bold architectural statements. Battens can be installed vertically or horizontally, spaced close for privacy or wide for dramatic shadow lines. From fencing and pergola detailing to decorative screening, batten designs elevate any exterior or semi-outdoor setting with texture, depth, and personality.


With exclusive, premium finish, they've become a favourite among designers and installers seeking a distinctive edge. The linear design adds rhythm and repetition, giving outdoor spaces both structure and softness—depending on how they're applied. They're not just functional; they're sculptural. And their versatility is astounding—they're just as effective as standout entryway panels as they are around spa enclosures, poolside zones, or breezy rooftop gardens.

Designed to Work Together

Together, the Cladding and Batten ranges offer a dynamic pairing—balancing form and function in ways traditional materials can't. Better yet, they can be combined with WoodEvo decking for a cohesive, curated look that flows from floor to facade. Matching colours, textures, and finishes across all three product ranges means your exterior can now tell one seamless design story.

Whether you're planning a full backyard transformation or simply want to add a stylish detail that makes your home stand out, WoodEvo provides the tools to bring your ideas to life. For homeowners, tradies, and designers alike, these solutions unlock a new world of exterior styling—where every wall, screen, and structure is an opportunity to impress and express.






HOME TEAK



ADVANCED140 OAK



HOME CHARCOAL




ADVANCED140 ANTIQUE SILVER




ADVANCED140 SANDTSONE



HOME SNOW WHITE



ADVANCED SANDSTONE
Mr & Ms Group | Oyster Bay



ADVANCED VICTORIAN MAPLE
South Sea Carpentry | Woonona



LIFT
32






CLADDING BLACK
Infinity Outdoor Living | Berwick



ADVANCED SMOKED ASH
Lonsdale Built | North Turrumurra



ADVANCED SANDSTONE
ZB Carpentry | Bendigo



CLADDING WHITE
Field Carpentry Co. | Nords Wharf

VICASH

CLADDING



NEW
COLOUR
ALERT

THE NEW DECKING CLIP SYSTEM

QUICKLOCK CLIP SYSTEM

DESIGNED TO BE DURABLE



30%
QUICKER
TO
INSTALL

304 Stainless Steel
Internal Metal Plate
for durability

HOME | ADVANCED140 | ADVANCED200

Your Deck, Your Timeline.



Why You Should Build Your Deck in Spring

Key Takeaways

- August/September offers optimal weather - mild temperatures make installation faster and comfortable
- Christmas entertaining deadline - starting early ensures completion before holiday chaos
- Beat the holiday rush - avoid booking delays and material shortages
- Better pricing and availability - prime materials and preferred dates available
- Quality workmanship - installers work better in comfortable conditions

We've all been there: it's that moment in early November when you're planning Christmas lunch and suddenly notice your deck looking a bit worse for wear. You know the feeling: twenty relatives are coming over, including your mother-in-law who has opinions about everything, and you're standing on creaky boards wondering if they'll survive the festivities.

Sound familiar? You start thinking about getting quotes, then realise everyone else has had the same brilliant idea at the same time. Contractors are booked solid, materials are flying off the shelves, and your dreams of hosting the perfect family gathering are starting to feel a bit overwhelming.

Here's the thing, though - while you're scrambling for December solutions, your neighbour down the street is already enjoying their beautiful new deck that they cleverly started back in August. They're hosting relaxed dinner parties while you're still trying to figure out logistics. The difference? They beat the rush by thinking ahead when the pressure was off.

The Christmas Math That'll Shock You
Let's crunch some numbers that might save your sanity. Christmas planning starts in October. Deck installation takes 2-4 weeks. Add another week for landscaping touches. Your ideal start date? Late August or early September, exactly when most people think "summer's ending, I'll deal with this next year."

By October, contractors field desperate calls from homeowners who've suddenly realised their outdoor plans need serious help. December becomes a nightmare of rushed jobs, weather delays, and families hosting Christmas around a construction mess. Starting in spring means you'll be sipping champagne on your finished deck while neighbours beg contractors to squeeze them in before the holidays.



“Last year we booked in early September and it was such a relief. Installers weren't rushed, the deck turned out beautifully, and by Christmas we were relaxed, enjoying the space with family. I'd recommend planning ahead to anyone wanting a stress-free holiday season.”

Weather Works in Your Favour
August and September offer Australian deck building's sweet spot. Temperatures are mild enough for efficient work without battling extreme heat, rain is less frequent than in winter months, and ground conditions are ideal for foundations.

Comfortable weather means faster installation times, better quality outcomes, fewer delays, and safer working conditions. Our composite decking solutions install beautifully in spring conditions, with materials at optimal temperatures and crew productivity at peak levels. Compare that to the Christmas rush when everyone's working in scorching heat, racing against holiday deadlines.

Supply Chain Secrets
Here's industry insider knowledge: we restock everything for peak season in August. Fresh inventory arrives, popular colours

are fully stocked, and our premium deck range sits ready in warehouses instead of being backordered until February.

By November, supply chains show strain:

- Popular colours sell out first, leaving limited options
- Delivery times extend as demand overwhelms logistics
- Quality control slips when suppliers rush to meet Christmas deadlines
- Backup options disappear when first-choice materials become unavailable

Spring projects get first pick of materials, colours, and specifications. Our composite accessories range is fully stocked, and there's buffer time for special requirements without stress.

The Installer Advantage

Professional installers perform best when conditions are optimal. Spring projects get A-game attention because crews aren't exhausted from extreme heat, rushing impossible Christmas deadlines, or juggling multiple panicked customers.

Quality differences between spring and summer installations are significant. Spring benefits from careful attention to detail, proper material curing times, and installers who solve problems creatively rather than rushing solutions. Your deck becomes a showcase project, not a survival exercise.

Perfect Entertainment Timeline

Your August installation finishes in early September. October becomes about adding finishing touches and landscaping. November focuses on menu planning and guest lists, not construction supervision. December arrives with you confidently hosting in a tested, perfected space.

Compare that to November starters dealing with delays, weather problems, and Christmas approaching, while their backyard resembles a construction site. Their first event becomes a test run

with no adjustment time.


Pricing and Flexibility Perks

August and September bookings offer flexibility that disappears as seasons progress. Choose optimal dates, request specific crews, and adjust timelines if circumstances change. November last-minute bookers get whatever's available at premium rush pricing. Material costs and labour rates stay predictable because suppliers aren't dealing with demand spikes. Planned projects benefit from standard rates while rush jobs command premium pricing.

Don't Be the Christmas Panic Story

The difference between stress-free deck projects and holiday nightmares comes down to timing. Spring starters get better weather, materials, installation quality, and peace of mind while summer starters deal with contractors, hoping everything comes together. Plus, there's something deeply satisfying about having a flawless deck that even your mother-in-law can't find fault with - and trust us, she'll try.

Ready to join the smart crowd and beat the rush? Contact your local deck specialist and start planning your spring project. Your Christmas-hosting future self will thank you for the foresight.




Jun Arellano Content Writer

Jun writes about decking and home upgrades with the same chaotic flair he brings to baking cinnamon rolls, usually supervised (and occasionally sabotaged) by his four Shih Tzus.

>> Top Left Image:
ADVANCED Oak, Q1 Projects
(Matt Farmer).

Bottom Right Image:
HOME Basalt, Raunik
Industries (James Raunik)

Right Page-Bottom Right
Image:
ADVANCED Smoked Ash &
Antique Silver.



Your deck deserves a seasonal reset—here's how to do it right.

Deck Ready: Your Essential Spring Cleaning Checklist

Got a stubborn stain that's not shifting?

Don't reach for heavy-duty cleaners just yet—call our team first. We'll guide you through safe solutions that protect your deck's surface.

There's a certain kind of magic in spring. The air feels lighter, the flowers start showing off, and suddenly everyone's craving an afternoon spritz in the sun. It's the season of new beginnings—and for many Aussie homes, that starts right outside the back door.

If you've got a WoodEvo deck (lucky you), then you're already ahead of the game when it comes to style and durability. But even the most low-maintenance surfaces need a little love after braving a winter of wet leaves, muddy footprints, and whatever the wind blew in. Whether your deck is made from our HOME range's wood-plastic composite or the advanced, foamed PVC boards of our ADVANCED range, the spring-cleaning process is straightforward—and satisfying.

This isn't about stripping back years of wear or booking in a pro. It's about giving your outdoor space a seasonal reset, so you can enjoy it fully through spring and summer. Think of it like washing the doona covers—tedious? Maybe. Worth it?

Absolutely.

Let's get started.

First things first: take a walk on your deck and look around. Notice any cobwebs, streaks of dirt, or patches of moss hanging around? Maybe there's a mysterious sticky patch under the barbecue that you've been ignoring since January. We're not judging. This is the moment to deal with it all—and honestly, it feels pretty great.

Start by grabbing a soft-bristle broom (the outdoor kind) and give your deck a solid sweep. You want to remove loose debris like leaves, twigs, and dirt build-up—especially in between the boards, where gunk loves to settle. Pro tip: if you've got a leaf blower, now is the time to feel like a suburban superhero. Just aim it in the right direction and let it rip.

Once the surface is clear, it's time to clean. But hold up—don't reach for anything too aggressive. Both the HOME and ADVANCED ranges from WoodEvo are designed with protective capping, meaning

they're tough on stains but sensitive to harsh chemicals. Bleach, acidic cleaners, or "miracle sprays" from the back of your shed are a no-go.

Instead, go for something gentle: a bucket of warm water mixed with a few drops of regular dishwashing detergent. That's right—basic soap and water are all you need. Using a soft mop or sponge, dip and scrub across the surface of the boards. For more stubborn spots, let the soapy water sit for a few minutes before giving them a second pass. Rinse off with a standard garden hose. Avoid high-pressure cleaners, as these can force water into joins or damage the surface layer of your composite decking.

Let your deck air-dry in the sun for a few hours. You'll be amazed at how refreshed it looks already—and if you're anything like us, this is the point where you start dreaming about string lights, a cheese board, and an evening outdoors. It's not just about appearance—it's about reclaiming a space that makes you feel good.

Now, not every stain is polite enough to wipe away with a sponge. If you've got oil residue from a dropped sausage, paint flecks from an overzealous fence project, or something that defies identification entirely, stop right there. Don't grab the turps or scourer. Call WoodEvo instead.

Our team is happy to help you assess the situation and recommend a safe, product-appropriate solution. We've seen it all (yes, even the candle wax incident), and we can guide you through the best way to treat your boards without compromising their finish. Trust us—it's better than risking damage and regret.

While you're out there, now's also the perfect time to check a few things: Are your fixings still snug? Do you see any shifted boards or areas

that need minor adjustment? One of the beauties of a WoodEvo deck is that it doesn't splinter, warp, or crack like traditional timber—but seasonal checks are still a good habit to keep things in top shape.

Also, consider rethinking your layout while everything's been moved off the deck. Maybe that outdoor setting would look better angled toward the garden, or you'd like to create a defined zone with an outdoor rug and a few potted plants. This is your chance to play interior designer—except outside.

If you've been meaning to add extras like a shade sail, planter boxes, or even integrated bench seating, now is a great time to plan it out. Spring isn't just about cleaning—it's about dreaming. And your outdoor area should evolve as much as the seasons do.

Don't forget the little touches that keep your space looking pristine. Add felt pads to chair legs to avoid drag marks, store cushions out of direct sun when not in use, and rotate heavier furniture every so often to avoid pressure marks. These small habits will extend the beauty and performance of your deck for years.

By the time you're done, your deck will not only look good—it'll feel like a clean canvas for spring and summer living. Alfresco dinners, birthday gatherings, lazy weekend lounging—it all starts with a fresh space underfoot. And with the durable, stylish surface of your WoodEvo deck beneath you, it's set to handle it all with ease.

So go on, put your feet up (once the deck's dry, of course). You've earned it. And your deck? It's ready to shine.

Top Left Image: ADVANCED Antique Silver, Coaststyle.
Right Page-Top Image: ADVANCED Oak, Raunik Industries.

Ready to Transform Your Space?

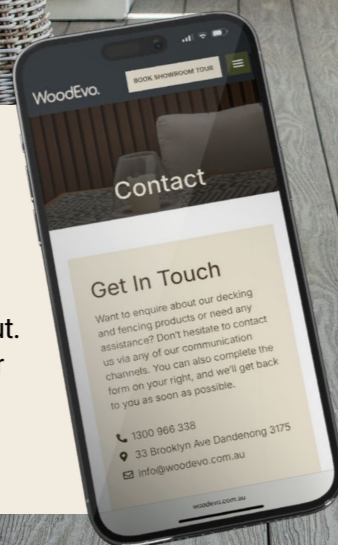
Find Us. Feel It. Love It.

Get In Touch

1. We're Here to Help

If you have any questions, just reach out. Our friendly team is ready to make your project planning easy.

Call, email or even visit our office.



Order Your Free Samples

2. Sample? See It First.

Not ready to visit in person? Order **FREE SAMPLES** delivered straight to your door!

- Choose colours online
- Test them at home in your lighting
- Make a confident decision.

Visit woodevo.com.au to order yours today!



Visit Your Nearest Stockist to See a Display

3. Find a Store. Get Inspired.

There's nothing quite like seeing your options in person. Visiting one of your trusted stockists or showrooms lets you experience the full range, textures, and finishes up close. You can walk through beautiful displays installed exactly as they would be in your own home, giving you real inspiration and confidence in your choice.

Our friendly retail partners are ready to answer your questions and share their expertise, making it easier to plan your project with the right advice and support. To help you find the most convenient location, our online Store Map makes it simple to search by postcode or suburb and view all the details you need, including directions and opening hours.

WoodEvo.



Designed for
Australian Conditions &
Proudly Australian Owned

WoodEvo is available Australia Wide. Due to printing restraints, variation in lighting and the goal of recreating the variations seen in natural timber, actual colours may vary from those shown. Products, colours and sizes may change without notice. This publication may not be reproduced or copied without written permission from © 2024 Waverley Consulting Pty Ltd and NaturalTech Pty Ltd.